

Features

- Economic type
- Modular LED signal tower
- Best for larger machines
- Increased visibility at great distance
- Latest LED technology
- Versatile and energy-efficient

Order Information

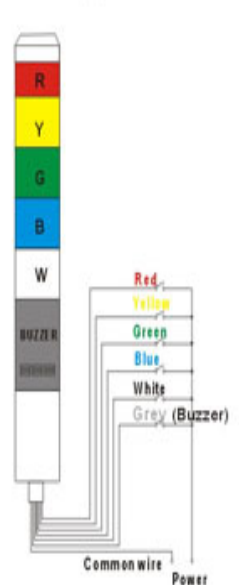
LTA505 - 3 - T - J

- Buzzer Mode - No Indication: No buzzer ; J : With Buzzer
- LED Mode - T: Steady ; W: Flashing
- Colors - 1: 1 color ; 2: 2 colors; 3: 3 colors; 4: 4 colors ; 5 : 5colors

*please indicate power supply when ordering. (DC12V, DC24V, AC110V or AC220V)

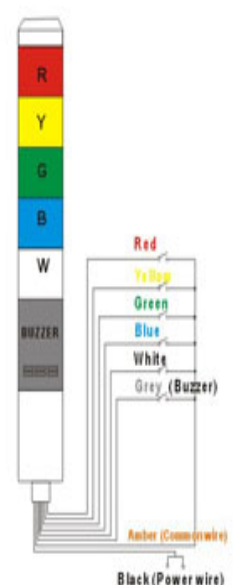
Connection

1) DC 12V/24V (Steady burn mode)



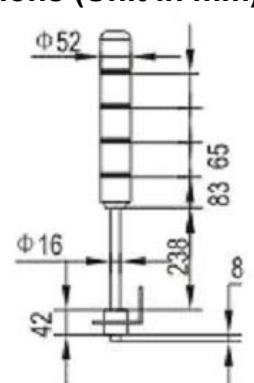
(1)

2) DC 12V/24V, AC 110V/220V (flash mode)
AC 110V/220V (steady burn mode)




(2)


Dimensions (Unit in mm)



Mounting Accessory



standard



Option (FZ-L-4)