

overview

- distance measuring
- 0 ... 3 mm
- push-pull / IO-Link
- IO-Link
- connector M8
- -25 ... 75 °C
- IP 67



Technical data

general data

mounting type	flush
special type	linearized
type	distance measuring
measuring distance Sd	0 ... 3 mm
resolution	< 0,005 mm (High Accuracy Mode)
repeat accuracy	< 0,01 mm
adjustment	IO-Link
teach	Single point, Two point, Window
linearity error	± 10 µm (S = 0 ... 2 mm) ± 90 µm (S = 0 ... 3 mm)
temperature drift	± 2 % (Full Scale; S = 0 ... 2 mm) ± 3 % (Full Scale; S = 0 ... 3 mm)
hysteresis	< 99 % (adjustable)
power on indication	LED green
output indicator	LED yellow

electrical data

response time (factory characteristic)	< 1 ms
switching frequency	< 1,25 kHz
voltage supply range +Vs	8 ... 36 VDC
current consumption max. (no load)	15 mA
output circuit	push-pull / IO-Link
output current	< 100 mA
short circuit protection	yes
reverse polarity protection	yes

communications interface

interface	IO-Link V1.1
baud rate	230,4 kBaud (COM 3)
cycle time	≥ 0,6 ms
process data length	32 Bit
process data structure	Bit 0 = SSC1 (distance) Bit 1 = SSC2 (distance) Bit 3 = alarm Bit 4 = SSC3 (frequency) Bit 5 = SSC4 (counter) Bit 16-31 = 16 Bit measurement

IO-Link port type	Class A
-------------------	---------

adjustable parameters	measuring range switching point switching hysteresis measured value filtering time filters LED status indicators output logic output circuit counter deactivate the sensor element Find Me function
-----------------------	---

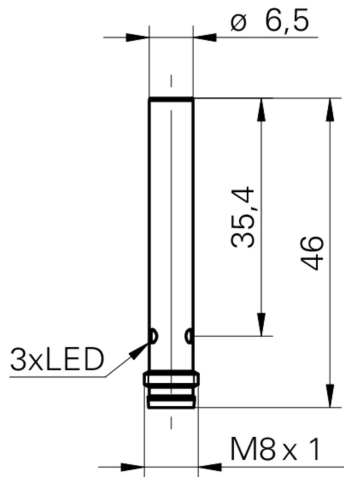
additional data	distance frequency operating cycles operating hours boot cycles operating voltage device temperature histograms
-----------------	--

Technical data

mechanical data

type	cylindrical smooth
housing material	stainless steel
dimension	6,5 mm
housing length	46 mm

dimension drawing



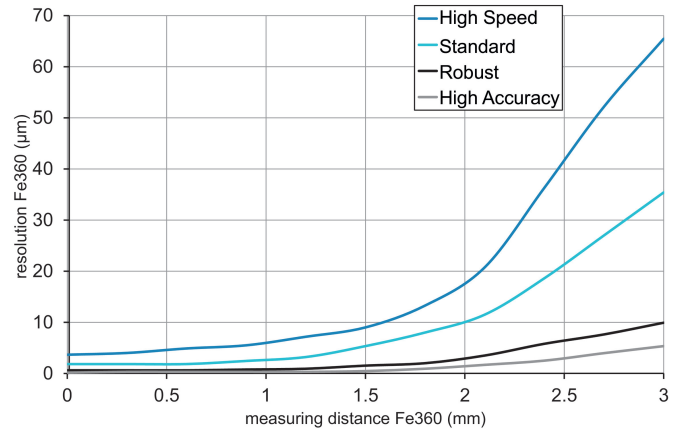
mechanical data

connection types	connector M8
------------------	--------------

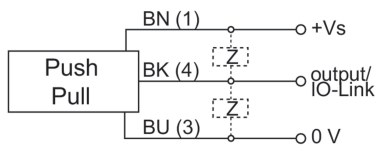
ambient conditions

operating temperature	-25 ... +75 °C
protection class	IP 67

resolution



connection diagram



pin assignment

